


# Tell head lice to nick off!


## How to control head lice

- 1 Detect**  
Use metal comb and combing solution to detect and remove head lice and their eggs
- 2 Treat**  
KP24 has different types of head lice treatments; the latest RAPID, medicated and natural treatments. Use either treatment to kill head lice and break their life cycle.
- 3 Prevent**  
Use egg remover and a metal comb to kill eggs and remove them from the head
- 4 Repeat**  
Repeat the process after 7 days to effectively kill the cycle
- 5 Clean**  
Wash bed linen and clothes in warm water with soaking solution to get rid of lice from home



## How to identify head lice

- Head lice can be anything from greyish white to white in colour
- They are the size of a sesame seed
- Nits are the eggs, yellowish white in colour and are found on the hair shaft generally at the nape of the neck
- Adult lice may be found anywhere on the head
- Red bite marks or scratch marks are often seen on the back of the neck
- The eggs are sometimes mistaken for dandruff
- It takes several weeks exposure to the lice before itching develops
- Remember:
  - ✓ Head lice has nothing to do with hygiene
  - ✓ Head lice don't like short and platted hair
  - ✓ The lice don't hop, jump or fly
  - ✓ Don't share hats, head bands or pillows




**FAST!** and effective head lice treatment

**KP24**

# Head lice outbreak at school

Dear Parent/Guardian,  
Following an outbreak of head lice in the area, the school is recommending that each child be thoroughly examined and treated at home. Please find below a summary guide of how to identify, treat and break the head lice cycle.



- ## 1 Identification
- Check your child's hair for live lice and either yellowish white eggs (live nits) or brown or black eggs (dead nits)
  - Hatched eggs are white and flat, like grains of salt or dandruff

## 2 Treatment



- Your local pharmacy should have KP24, a trusted brand in headlice treatment.
- KP24 head lice treatments are available in 3 forms:
  - KP24 RAPID
  - KP24 Medicated Lotion & Foam
  - KP24 Advanced Natural Lotion Kit & Natural Mousse
- Consult your pharmacist about which product is best suited for your child
- Re-treatment should be carried out about 7 days after the first treatment to kill off any juvenile lice that may have hatched since the first treatment

## 3 Elimination

- Remove eggs and lice by using KP24 Metal Comb and KP24 Egg Remover or KP24 Combing Solution

## 4 Prevention

- Use KP24 Lice Spray to help prevent infestation

## 5 Precaution

- Use KP24 Soaking Solution to clean all pillows, linen etc to avoid re-infestation

**FAST!** and effective head lice treatment

**KP24**